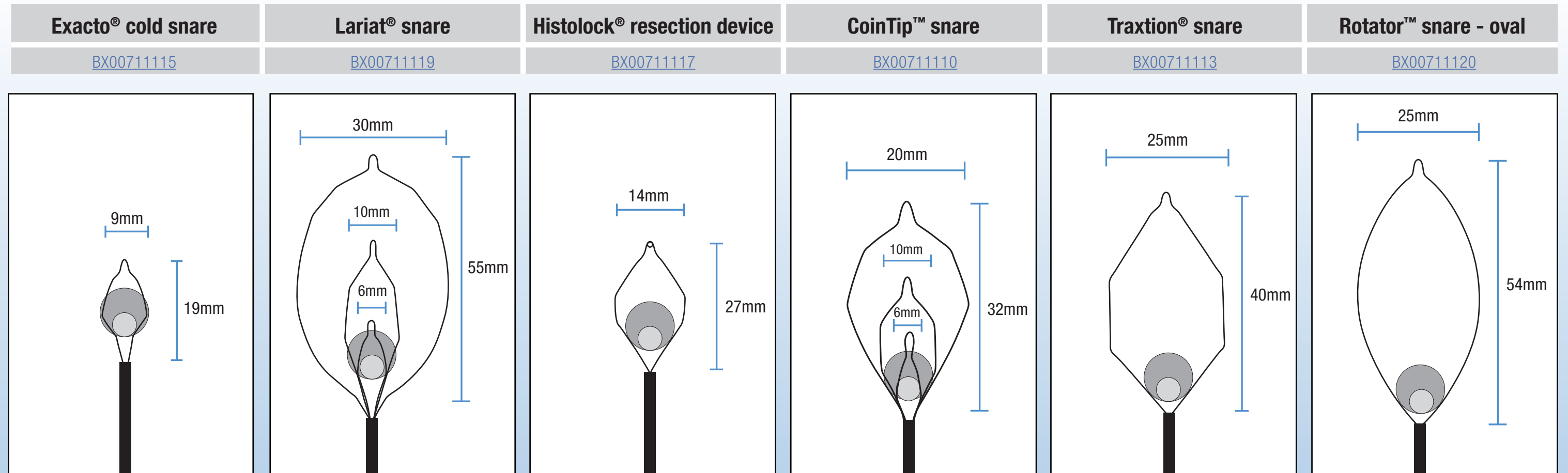




Polyp Size Estimation Chart

There is an unmet need for a practical tool that is accurate, inexpensive, easy to use, easy for trainees to learn, and readily available for use during snare polypectomy.¹

The purpose of this chart is to help estimate the size of polyps using various STERIS Endoscopy snares.



Polyp Sizes	
5 mm	10 mm
	

*Sheath Diameter is 2.5 mm for the CoinTip snare and 2.4 mm for all other snares.

*Product shown is not to exact scale.

www.steris.com

¹Shaukat A., Shamsi N., Menk J., Church T. R., Rank J., and Colton J.B. "Polyp Sizing Poster Improves Polyp Measurement but not Adenoma Detection Rates by Endoscopists in a Large Community Practice" Clinical Gastroenterology and Hepatology (2019): 17: 2034-2041
*The specifications for the snares are controlled by the device manufacturers and are subject to change at any time. Please consult the manufacturer's specifications for the sizes.

© 2021 STERIS Endoscopy or its affiliates. All rights reserved.

Unless otherwise indicated, all marks denoted with © or ™ are registered with the U.S. Patent and Trademark Office, or are trademarks owned by STERIS or its affiliates.

 **STERIS**

Endoscopy